Be Ready

Student Safety Guide

ZS Bolimów 22/03-04/04/2026

Authors:
Tymoteusz Jaszczak, Maciej Skorupa, Konrad Sierański, Alan Lisiewicz, Antoni Szulej

Funded by
the European Union

The most common threats

Road hazards

Dangerous situations resulting from vehicle and pedestrian traffic.

Accidents

Unexpected events at home, at school or on the street



How to call for help

In an emergency situation, stay calm, assess your safety, and call the emergency number 112.

Provide the exact location, describe the incident, the number of injured people and their condition, follow the dispatcher's instructions and do not hang up until you receive permission, wait patiently.

How to provide a location

GPS in the Phone

Knowing how to use GPS is crucial. It allows you to quickly and accurately pinpoint your location, which is essential in emergency situations.

GPS in the Phone

Knowing how to use GPS is crucial. It allows you to quickly and accurately pinpoint your location, which is essential in emergency situations.

Emergency contacts

It is important to have all important emergency contacts saved in your phone, such as your parents, friends and local emergency services, so you can easily get help if you need it.

Evacuation in an emergency

In the event of an evacuation, please remain calm and follow the instructions of your teachers. Everyone must leave the building quickly and in an orderly manner.

How to behave during a storm

During a thunderstorm, the most important thing is to seek shelter in a safe place, away from windows and metal objects to minimize the risk of being struck by lightning.



What to do if you get lost

If you get lost, don't panic. Stop, ask a passerby for directions, or use your phone to find a meeting point or hotel.

Basic Principles

01

Always pay attention to your surroundings and do not ignore dangers.

02

Be prepared and keep your surroundings tidy.

03

Follow safety rules and don't act foolishly (e.g. at school, on the street or at home).



Even more rules

Avoid dark streets

Try to move in well-lit places, choose well-traveled roads, avoid shortcuts through unknown areas

Don't accept anything from strangers

Always be careful around strangers, do not accept food or drinks, inform adults about disturbing situations

Take care of your things

Take care of your personal belongings at all times, do not leave them unattended, keep valuables close to you



Additional safety rules

Be careful on the road

Always be alert and careful.
Look before crossing the road, use pedestrian crossings.

Wear reflectors after dark

Increase your visibility on the road. Reflective elements double your chances of survival.

Safety checklist

- I have an ICE contact saved on my phone,
- I know the emergency numbers (112 etc.),
- I can give my location,
- I always have my phone charged,
- I have saved numbers of my loved ones,
- I know how to behave in the event of an accident,
- I care about my safety on the Internet,
- I know how to behave during a storm and what to do if I get lost,

The Importance of Preparation

Good preparation and prevention for hazardous situations are crucial to safety. A person who can assess the situation, remain calm, and take appropriate action can significantly reduce the risk of danger. Lack of knowledge and panic often lead to poor decisions that can worsen the situation.

Summary:

- Safety depends on our knowledge and reaction,
- In an emergency situation, the most important thing is to remain calm and think rationally,
- It is better to prevent than to react,
- Preparation and knowledge of the rules can save our lives,

Thank you for your attention

Funded by the European Union

THIS PROJECT IS FUNDED BY THE EUROPEAN UNION. THE OPINIONS AND VIEWS EXPRESSED ARE SOLELY THOSE OF THE AUTHORS AND DO NOT NECESSARILY REFLECT THE VIEWS OF THE EUROPEAN UNION OR ITS GRANTOR. THE EUROPEAN UNION AND ITS GRANTOR ARE NOT RESPONSIBLE FOR THEM.